



⚡ 3-9 kW Electrical heat

3 models

CE

Fan heater Cat

Compact fan heater for smaller premises

Application

Cat is a range of compact and quiet fan heaters for stationary use. It is ideally suited for small stockrooms, in a garage, workshop or shop. The mixing cabinet (accessory) allows heating and ventilation to be combined, through mixing the return air and outdoor air.

Comfort

Frico's fan heaters are extremely quiet and quickly provide comfortable heating. With the wall bracket fitted the Cat fan heater has a tilt angle that provides balanced and good heat distribution.

Operation and economy

Frico's fan heaters have a long life and providing fast and effective heating at a low cost. Simple installation and a minimum of maintenance also reduce costs and the risk of faults.

Design

The Cat fan heater has a classic clean design in white enamelled sheet steel. It is small and unobtrusive and with that easy to position.

Product specifications

- Low sound level.
- Wall bracket with 10° tilt angle for good heat distribution.
- Cat 3 kW can also be connected to single phase (230V~).
- Integrated thermostat with setting range +5 – +35 °C and output selector. External control, for example, thermostat and timer is possible.
- Mixing cabinet, that combines heating and ventilation, available as an accessory for Cat 3 and 5 kW.
- Corrosion proof housing made of hot zinc-plate and powder enameled steel panels.
Colour: RAL 9016, NCS 0500 (white).

Fan Heater Cat



The Cat fan heater with mixing cabinet can easily solve problems in premises with negative pressure. Cold air is taken in from below and then heated before being released out into the premises.



A small Cat that is discreet and silent!



Premises that are only used occasionally can be quickly heated when required with a fan heater.



Cat is equipped with a mounted wall bracket that gives the heating fan a tilt angle of 10° for good heat distribution.

Fan Heater Cat

Technical specifications | Fan Heater Cat ⚡

Type	Output steps [kW]	Airflow [m ³ /h]	Sound level* ¹ [dB(A)]	Δt* ² [°C]	Voltage [V]	Amperage [A]	HxWxD [mm]	Weight [kg]
C3	0/1.5/3	280	41	32	230V~/400V3N~* ³	13.2/4.4	255x335x276	6.3
C5	0/2.5/5	480	40	31	400V3N~	7.3	255x335x276	6.7
C9	0/4.5/9	720	44	37	400V3N~	13.1	315x405x335	10.2

*¹) Conditions: Distance to the unit: 3 metres. Directional factor: 2. Equivalent absorption area: 200 m².

*²) Δt = temperature rise of passing air at maximum heat output.

*³) C3 can be connected for 230V~ and 400V3N~. Other models should not be connected for single phase, 230V~.

Protection class: IP44.
CE compliant.

Dimensions

Bracket

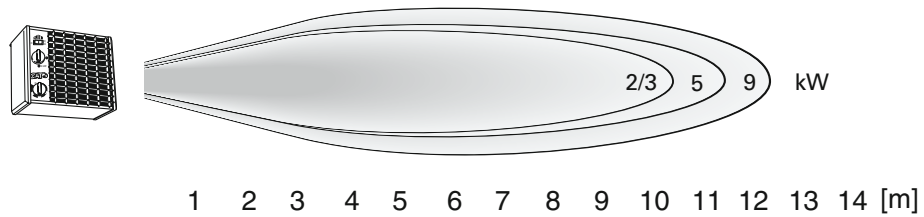
C3 - C5

C9

	A [mm]	B [mm]	C [mm]
C3	335	255	276
C5	335	255	276
C9	405	315	335

Mixing cabinet (accessory)

Air throw



Mounting and connection

Mounting

The Cat fan heater is mounted on a wall and has a fixed tilt angle, 10° downwards, which gives balanced and good heat distribution. For minimum dimensions with permanent installation, see diagram 1.

Installation with mixing cabinet

Mixing cabinet CMB35 fits C3 and C5. The mixing cabinet is available as an accessory and consists of an outer wall grille, a walling-in frame and a hand controller. The walling-in frame and outer wall grille are built or screwed to the wall. The mixing cabinet and the unit are then fitted. See diagram 2. The control lever consists of a fixture arm, a wall fixture, a ball and two adherent joints. A pull-rod is used between the joints (not included).

Electrical installation

The Cat fan heater is intended for permanent installation. The knockouts at the rear of the unit are used to connect accessories. C3 can also be connected to single phase (230V~).

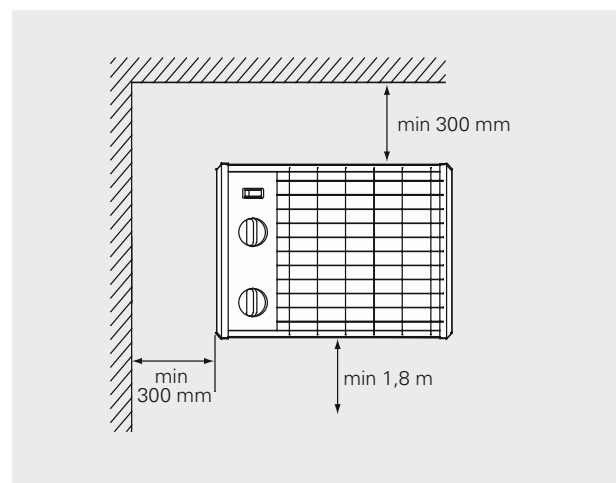


Fig. 1: Minimum distance for fixed installation.

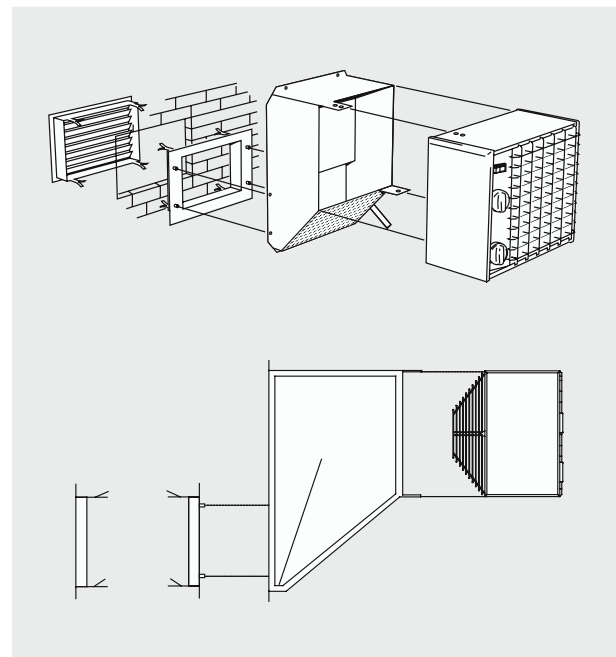


Fig. 2: Cutaway view and side view of Cat with mixing cabinet.

Fan Heater Cat

Control options

Integrated regulation

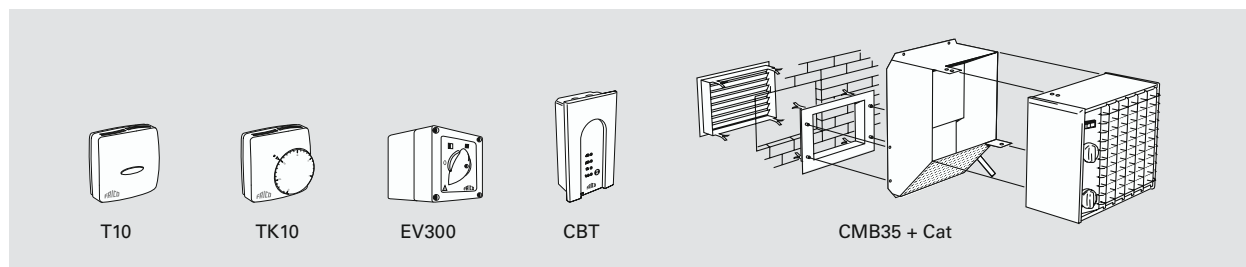
The integrated thermostat controls both the fan and heating, alternatively only the heating. The selection is made using the function selector. In operations with only heating the fan blows continuously and the thermostat only controls the heating output. The thermostat's working range is +5 – +35 °C. The output can be selected using the output selector.

External control

Cat can also be controlled via external output selector, thermostat and timer.

- T10/TK10, electronic thermostat with concealed/visible knob
- EV300, output selector
- CBT, electronic timer

Controls and accessories



T10/TK10, thermostats

Processor controlled thermostats with concealed and visible dials. Setting range +5 – +30 °C. Connection voltage: 230 V. Max. breaking current: 10 A. IP30.

EV300, output selector

Output selector with output steps 0-1/2-1/1. IP44.

CBT, electronic timer

Electronic timer with alternating contact. Setting range 1/2-1-2-4 or 4-8-16-24 hours respectively. The setting range can be limited down to a maximum time of 1/2 hours. IP44.

CMB35, mixing cabinet

Mixing cabinet for C3 and C5. Save energy by mixing the outdoor air with the return air in individually selected proportions. An outer wall grille, a wall-in frame and a hand controller are supplied with the mixing cabinet. Read more under "Mounting and connection".

TP3/5 and TP9, cover panel for switches

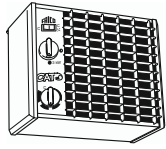
Covers the switches on the heater and prevents changes in the settings.

For further options, see section on thermostats and controls or contact Frico.

Type	Description	HxWxD [mm]
T10	Electronic thermostat with concealed knob	80x80x31
TK10	Electronic thermostat with visible knob	80x80x31
EV300	Output selector	100x80x90
CBT	Electronic timer	155x87x43
CMB35	Mixing cabinet for C3 and C5	400x295x170
TP3/5	Cover panel for switches - for C3 and C5	
TP9	Cover panel for switches - for C9	

Wiring diagrams

Internal wiring diagram. External control.



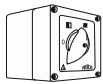
Cat



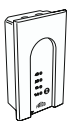
T10, electronic thermostat



TK10, electronic thermostat with knob



EV300, output selector



CBT, electronic timer

